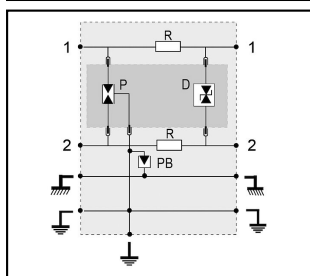
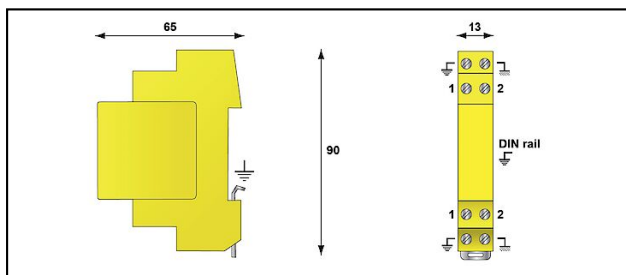





Informatics, Telecommunication

■ **DLA** Surge protection**Characteristics**

Designed to protect, against surge voltages due to lightning, telecom lines. Based on gas-tube technology with fast switching diodes. When the plug-in module is pulled, the transmission signal is not interrupted.



Article-Nr.	E-Number		v U_N	ns t_A	kV U_P	kA I_{max}	mm^2 			 VE Emb
296.074.403	970 074 403	2	48	<1	0.07	20	0.4 - 1.5			1

Technical Specifications: Surge protection DLA

Article No.	296.074.403
Nominal voltage Un	48
Number of wires	2
Operating voltage max. [UcDC]	53 V
Nominal line voltage Un DC	48 V
Continuous voltage DC max.	53 V
Applications with interface	ISDN
Nominal discharge surge current (8/20)	5 kA
Nominal load current	0.3 A
Voltage protection level [Up]	0.07 kV
Response time [ta]	<1
Fault indication	Kurzschluss
Temperature range	-40 - 85 °C
Degree of protection	IP20
Dimensions	Siehe Massbild
Signaling on the device	None
Nominal cross section conductor	0.4 - 1.5 mm ²
Signal nominal load current	0.3 A
Nominal discharge current [In]	5
Discharge current max. [Imax]	20 kA
Connector (information technology)	Clamp
Mounting method	DIN rail (top hat rail) 35 mm
With remote signalling contact	No
Standards	
Homologation	UL497A
Test standards International	EN 61643-21
Commercial specification	
Customs number	85363000
country of origin	CE
Logistic specification	
VPE Weight	0.075 kg